


# CE-125E

## Case Erector



- Swing-Arm Stabilizer
- Allen-Bradley Electrical Components
- Obstruction Indicator
- On-Demand Cycling
- Door Safety Interlocks

Case Erectors have proven to handle the toughest applications in virtually every industry from food and pharmaceutical to consumer and industrial products. Robust standard case erector platforms are designed with simplicity, versatility, and ease of operation in mind. Individual customer specifications are easily incorporated in the machine platforms. Compact design save valuable floor space. Engineered simplicity reduces the number of moving parts for increased reliability. Heavy-duty, plate-steel, side-belt drive assembly for positive case transfer.

#### Optional Upgrades:

- Industrial-Duty Casters
- Automatic Filter Drain
- Low Tape Indicator
- Low Case Magazine Indicator

Minimum Case Width: 4.5"

Maximum Case Width: 14"

Maximum KD Case (L + W): 29"

Maximum Case Height: 30"\*

\*capability for larger cases



866-888-6327

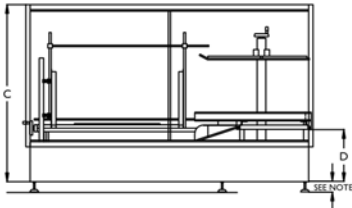
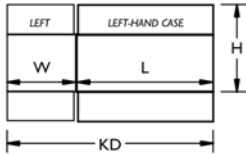
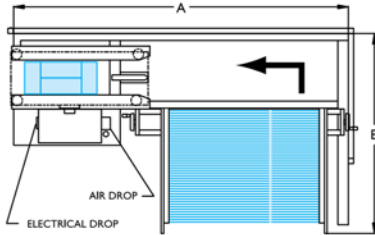
[sales@clevelandequipment.com](mailto:sales@clevelandequipment.com)

[www.clevelandequipment.com](http://www.clevelandequipment.com)

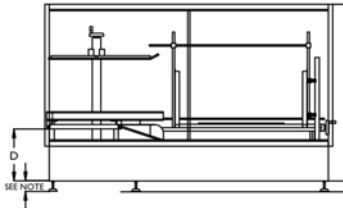
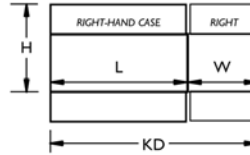
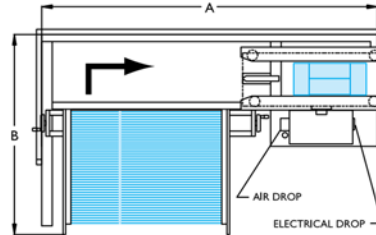
# CE-125E Case Erector

Available in both right-hand and left-hand discharge orientations.

Left-Hand Orientation



Right-Hand Orientation



## Dimensions

A: 82.5" x B: 81.25" x C: 80" x D: 23.5"

Minimum Case Width: 4.5" (W)

Maximum Case Width: 14" (W)

Maximum KD Case (L + W): 29" (KD)

Maximum Case Height: 30"\* (H)

\*capability for larger cases

NOTE: Casters add 6 1/4" and adjustable footpads add 1" – 4 1/2".

- Speeds up to 15 cases per minute of rectangular or square RSC, HSC, OR CSSC style cases
- Operator-friendly design allows for rapid case-size changeover in minutes
- 100 KD case magazine designed for easy loading during machine operation
- "On-Demand" operation standard for total control of erected case output
- Intuitive operation makes start-up and training easy
- Accommodate the widest range of rectangular, square, RSC, HSC, and CSSC style cases
- Optional casters offer true portability for machine placement inside your plant



866-888-6327

sales@clevelandequipment.com

www.clevelandequipment.com